

Sunflower Connection

Volume 9

Ready, Set, Grow! Preschool

May, 2010



Hi Parents~

Gosh has this year whizzed by! With all the work that is involved in opening up our school year, it is hard to believe there is twice as much to do in wrapping it up. I have many mommies with endless amounts of details to finalize and we want to enjoy these final weeks with you and the kiddos, so I respectfully request that you please do all you committed to do, and for that I thank you!
To my board, Mindi, Brenda, Tiffany, Katie, Stephanie, Jen, Jorgie and to my curriculum heads, Keri, Connie and Jorgie and my other key mommies who gave tirelessly of their time and did whatever need to be done I say THANK YOU FROM THE BOTTOM OF MY HEART. You have been an awesome team and I truly had a great time serving with you.

Remember our Mother's Day Tea celebrations are as follows
Thursday May 6th 10:00 a.m. 3's class
Thursday May 6th 1:00 p.m. 4's class
Friday May 7th 10:00 a.m. 4's class
Appropriate attire is requested

With Mother's Day coming in the next few days please reflect on why you became a mommy. In my eyes there is no better job in the world, whether you are a first time new mommy or a mama to a 25 and 29 year old (love you Leah and Mandi) the worries and the rewards never end and the love continues to grow.


Happy Mother's Day to my Ready, Set, Grow! mommies, may you have a relaxing day filled with love and joy.

-Cheri


Mother's Day

Dates To Remember

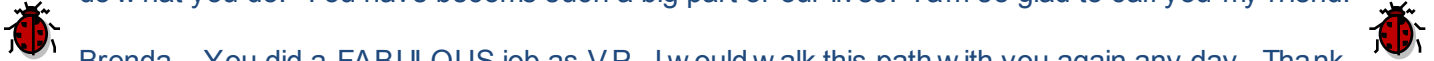
Parent Meeting	May 4 @ 7:00 pm
Teacher Appreciation	May 10-14
Open House	May 14
3's Mother's Day Tea	May 6th @ 10:00 am
4's AM Mother's Day Tea	May 7th @ 10:00 am




Wow! Only about a month left of school. I simply just cannot believe how fast this year has gone. I am so thankful for each of you parents who started this school year for the first time and embraced it like those before us did. You all have just been so good about believing in what this school is all about and going above and beyond the call. To the returning families, thank you for taking the time to help show the new families just what our school is all about. Thank you for knowing just what hard work this year was going to be and coming back and giving it 100%. I am so very grateful for this year and being able to watch Kennedy grow and learn with such wonderful kids and mommies around her.



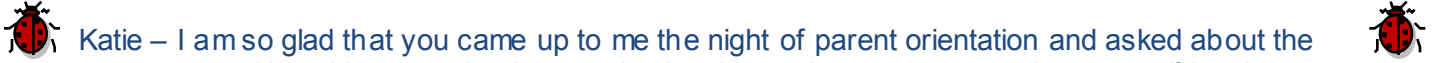
Cheri- Thank you for not only providing the best preschool environment for my kids but for genuinely loving what you do every single day. It takes a special woman to get up every morning and do what you do. You have become such a big part of our lives. I am so glad to call you my friend.



Brenda – You did a FABULOUS job as VP. I would walk this path with you again any day. Thank you for taking the brunt of it all first! ☺



Tiffany - I don't know how you did it, but you managed to make it through the whole year with saying no more than maybe 3 sentences, LOL!. I cannot have imagined doing this year without you. I am so blessed to call you my friend. Thank you for being there to chat with anytime I needed it. Thanks for all the tacos & beer nights!



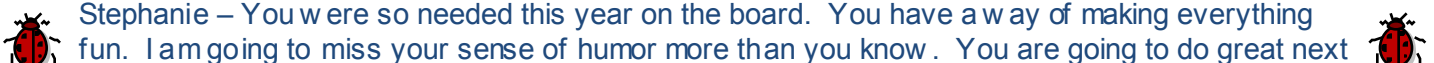
Katie – I am so glad that you came up to me the night of parent orientation and asked about the treasurer position. I know at the time you had no idea what you were getting yourself into but you were awesome. Thank you for stepping up to the plate. Not only did RSG get a great treasurer but I made a really good friend. I am so excited for you next year, good luck!



Jorgie – What can I say.....Everyone needs a Jorgie in their life. You did such a good job on following up on the little details of our school. You are so kind and so sweet! Thank you Jorgie for just always being YOU!



Jennifer – Just like Katie you stepped into a position that you had no idea what it would all entail, but you were wonderful at it. It was so nice to see you. I never saw you complain or have a negative thought once. Rather, you were always ready to lend a hand when needed. I will miss you next year. We will have to get together to scrap a little.



Stephanie – You were so needed this year on the board. You have a way of making everything fun. I am going to miss your sense of humor more than you know. You are going to do great next year and remember you can contact me for anything.




I love you board babes!



Mindi



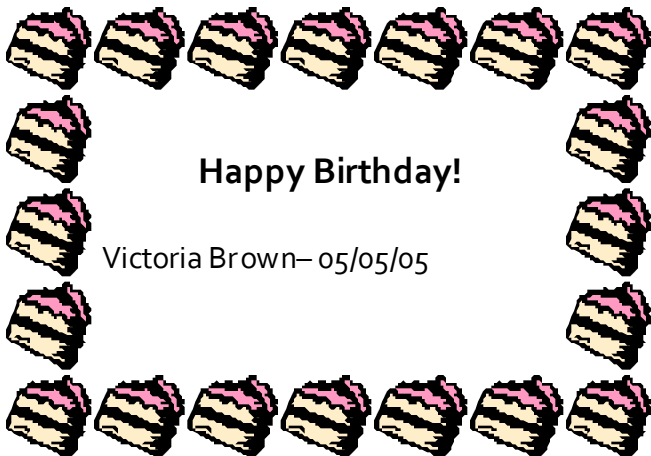


Wow, is it really already May? Before you know it we will be having our 4's graduation ceremony. As this school year quickly approaches don't forget to cherish your time in class with your kiddo. Sit down on that floor and play with them. They only get one chance for preschool, make those special memories!

Jenn Summers

4's a.m. Field Trip

Where: Fire Station (#1) on Juniper St.
When: Friday May 14th at 9:45 a.m.



Happy Birthday!

Victoria Brown- 05/05/05

Dear Blue Monkey's

First I just want to say that this year has been very rewarding for me personally and I have enjoyed having the opportunity to get to know so many wonderful families and your wonderful kiddos. I know that Adin loves all of his friends so much!

I can't believe that we are entering May and another month has passed us by so fast.

Thank you to Mrs. Cheri for all of your love you have given to my Little Adin along with all of the other kiddos at this wonderful school. You have allowed for me to build so many memories with my child in a way that many don't get to experience and I will forever be grateful to you for that. You are such an amazing teacher for those children and you have been a great friend for me. So thank you from the bottom of my heart for having this vision of this school that I have been so blessed to have my children attend.

As far as May goes, we have a lot of exciting events to look forward to. On May 6 it will be our Mothers Day Tea. This is such a nice time to stop and enjoy a moment with all the Moms at the school and your kiddos feel so special to have you there. Mrs. Cheri really has the worlds greatest tea and you don't want to miss that!

On May 7th we will be having our Grad Planning Meeting at the McDonalds on Murrieta Hot Springs and Winchester at 12:30. I really need everyone to be there to finalize what we are doing for graduation. Thank you so much for all of your hard work in putting this together for the 4's families and their kiddos.

On May 11th we will have Jean from Jean's Ceramics at the school to do the Fathers Day Mugs with the 3's class. Be sure to have your check for \$6.00 in the tuition box no later then May 4th so that we can have a final count for Katie to write the check. All checks are to be written to RSG and in the memo write 3's Father's Day Mug. If you have any questions please let me know .

Really enjoy this month it will pass us by before we know it.

Sincerely,
Jorgie (Adin's Mommy)
3's Class Rep/Curriculum



Graduation Trip

June 10th is the Ready, Set, Grow graduation trip. This trip is for an adult and their RSG student only (no siblings).

Watch the weasel for more information! All \$ will be due by June 1st- kiddos are free and adults will be \$5.50 a person. Stay tuned for more details...



Being a full-time mother is one of the highest salaried jobs in my field, since the payment is pure love.

~Mildred B. Vermont

Your 2009-2010 Board of Directors

Mindi Mobley	President
Brenda Maingot	Vice President
Katie Webber	Treasurer
Tiffany DeVeney	Secretary
Stephanie Brady	4's AM Class Rep
Jenn Summers	4's PM Class

 * Hello Red Bear Families!! *
 * I can't believe that we have just a little more than a *
 * month of school! I am sad to end it so fast. It seems *
 * like we just started. I am so proud of each of the *
 * kiddos and how much they have all grown this past *
 * year. With the end of the year fast approaching, *
 * please try and be sure to read your email as there will *
 * be a lot of information coming in. Also, we will be *
 * putting a sign up sheet on the weasel so that you can *
 * sign up for the Graduation Trip that is scheduled on *
 * June 10th. This will be a day for just you and your *
 * kiddo and a day that is special for just you and them. *
 * Thanks again to all of you and all of your work in *
 * the class and outside as well. You all make RSG a *
 * great place to be!!! *
 * *
 * Stephanie Brady *

Blooming Buttons

Materials

- 26-gauge green florists' wire
- Colorful buttons
- Potted house plant



Instructions

1. For each flower, thread an 8-inch length of florists' wire up through a stack of colorful buttons, then back down, as shown.
2. Twist the wire just below the stack to secure it, then insert the flower in your plant's soil.